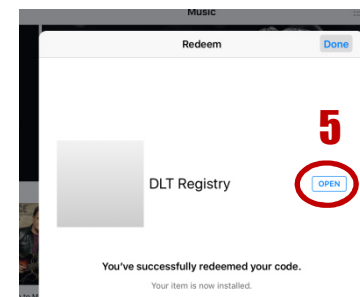
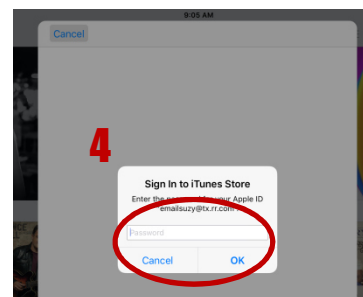
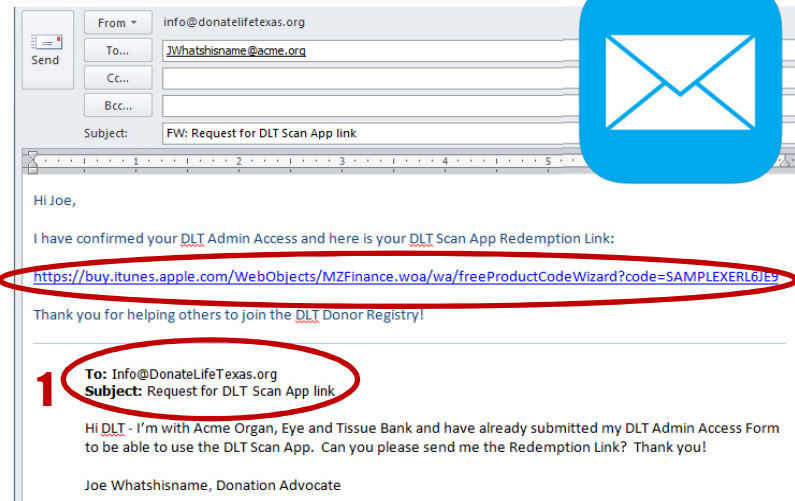


DLT Scan App Installation Instructions for Apple Devices

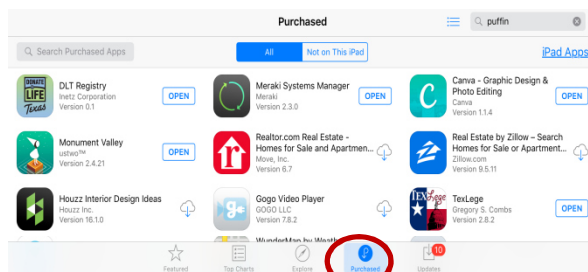
To install the DLT Scan App on your Apple Device, complete the following steps:

1. Once your DLT Admin Access is set up, request an Apple DLT Scan App link from DLT by sending an email to: Info@DonateLifeTexas.org
2. The reply email from DLT will have a unique, coded Redemption Link. This link is only good for a single use. **Do not** attempt to re-use or share the link – it won't work
3. On the device you wish to install the Apple DLT Scan App, open the email and click the coded link.
4. You will be prompted to sign in to the iTunes Store using your iTunes account log in.
5. Click the "Open" button on the next screen with the message that you've successfully redeemed the code. The App will load automatically to the device.
6. The App can also be loaded onto any Apple device connected to your iTunes account through the App Store:

Example: if you have both an iPhone and an iPad on your iTunes account, you can load the DLT Scan App to both devices from the Purchased section of the App Store.



6



NOTE: If you have downloaded the App but cannot find it on your device, check the Purchased section of your App Store.